

Scaled data based on original data using  
LM-79-08 Approved Method: Electrical and Photometric Measurements of Solid-  
State Lighting Products

Test Report Prepared for  
Cooper Lighting Solutions  
(formerly Eaton)

Brand: McGRAW-EDISON

Report Number: P200346

Luminaire Tested: **GPC-AF-02-LED-E1-T2R-7050-1200**

Issue Date: 3/3/2020

**Test Information**

Test Method: LM-79-08  
Report Number: P200346  
TEST IS SCALED FROM IESNA LM-79-08 TEST DATA (P24657)  
Test Lab: INNOVATION CENTER-P2  
Issue Date: 3/3/2020  
Manufacturer: COOPER LIGHTING SOLUTIONS (FORMERLY EATON)  
Product Line: MCGRAW-EDISON  
Catalog Number: GPC-AF-02-LED-E1-T2R-7050-1200  
Description: GALLEON PEDESTRIAN LUMINAIRE  
(2) 70 CRI, 5000K, 1200mA LIGHTSQUARES WITH 16 LEDS EACH AND TYPE II ROADWAY OPTICS  
Light Source: -  
Ballast/Driver: ELECTRONIC DRIVER

**Summary**

Lumens per Lamp: N/A  
Luminaire Lumens: 14197 lumens  
Efficiency: N/A  
Efficacy: 110.1 lumens/watt  
Luminous Opening: Rectangular (W 1' x L: 0.5' x H: 0')  
IES Classification: Type II - Short - Full Cutoff  
BUG Rating: B2 - U0 - G2

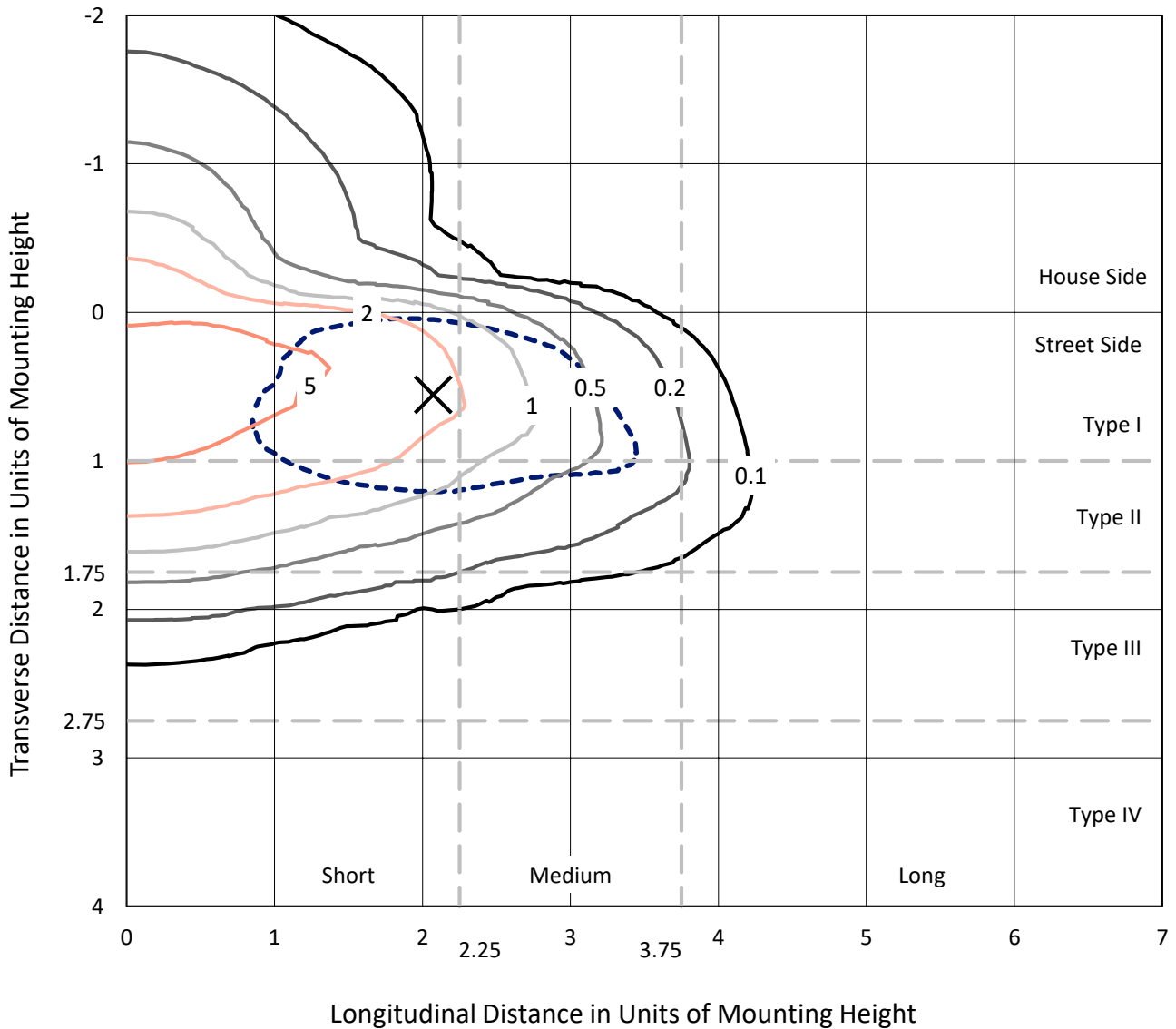
Input Watts (W): 129  
Input Voltage (V): NR  
Input Current (Ain): NR  
Voltage Rise (V): NR  
Power Factor: NR  
Total Harmonic Distortion (THDi): NR  
Frequency (hertz): 60  
Stabilization Time: NR  
Operation Time: NR  
Ambient Temperature (°C): NR  
Test Distance: 25 FT



REPORT NUMBER: P200346  
 CATALOG NUMBER: GPC-AF-02-LED-E1-T2R-7050-1200

### Iso-Footcandle Lines of Horizontal Illumination

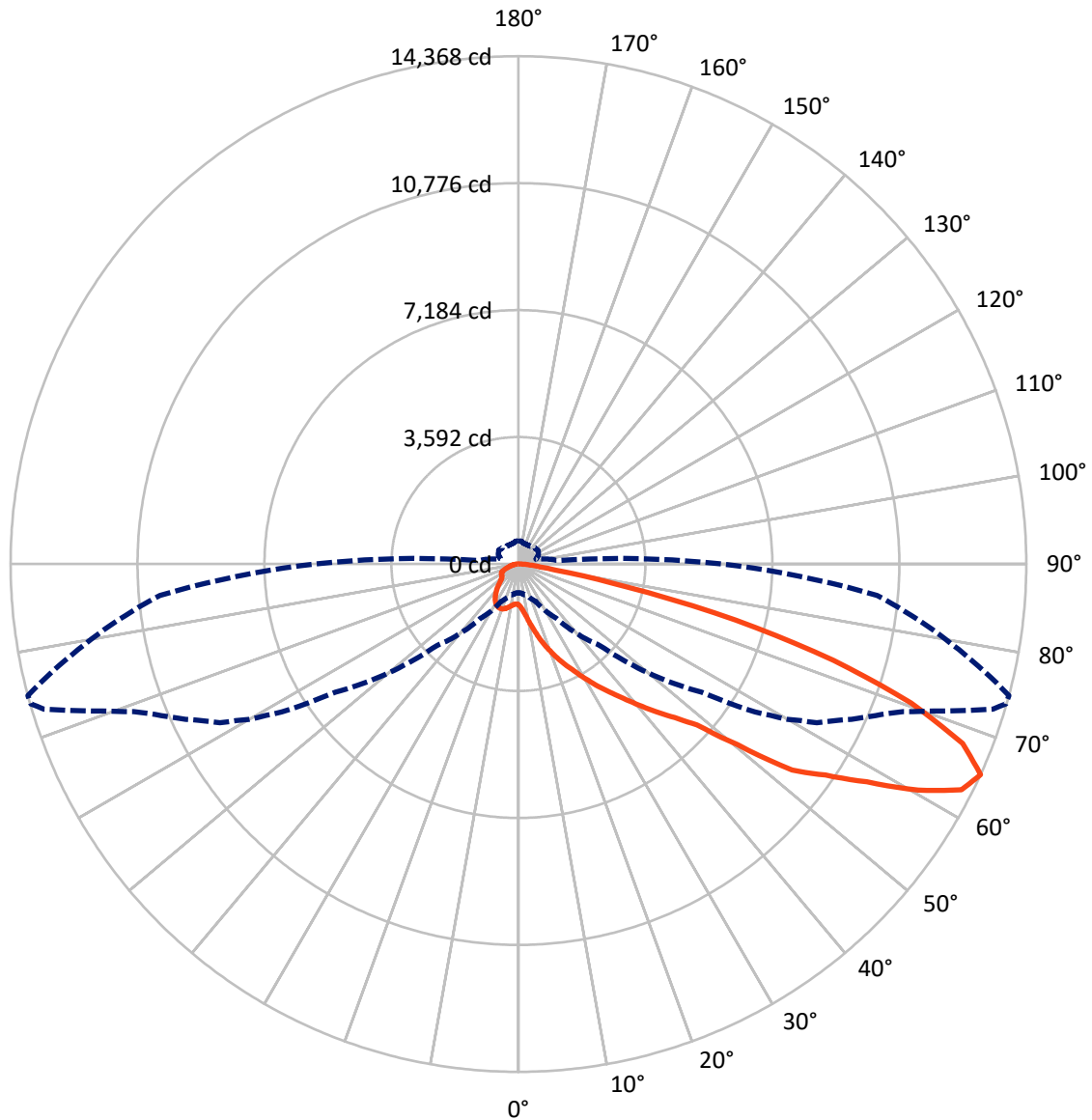
✕ Max cd  
 - - - 1/2 Max cd



Based on 20 foot mounting height. Maximum calculated value = 9 fc  
 Type II - Short - Full Cutoff

REPORT NUMBER: P200346  
CATALOG NUMBER: GPC-AF-02-LED-E1-T2R-7050-1200

### Luminous Intensity Polar Plot



— Vertical Plane Through 75-Deg Lateral    - - - Horizontal Cone Through 65-Deg Vertical

REPORT NUMBER: P200346

CATALOG NUMBER: GPC-AF-02-LED-E1-T2R-7050-1200

**FLUX DISTRIBUTION:**

		Downward	Upward	Total
<b>House Side</b>	Lumens	2188.8	0.0	2188.8
	% Fixture	15.4	0.0	15.4
<b>Street Side</b>	Lumens	12008.2	0.0	12008.2
	% Fixture	84.6	0.0	84.6
<b>Total</b>	Lumens	14197.0	0.0	14197.0
	% Fixture	100.0	0.0	100.0

**ZONAL LUMENS:**

Zone	Lumens	% Fixture
0°-10°	142.6	1.0
10°-20°	557.2	3.9
20°-30°	1143.2	8.1
30°-40°	1923.4	13.5
40°-50°	2657.6	18.7
50°-60°	3317.5	23.4
60°-70°	2985.4	21.0
70°-80°	1251.4	8.8
80°-90°	218.6	1.5
90°-100°	0.0	0.0
100°-110°	0.0	0.0
110°-120°	0.0	0.0
120°-130°	0.0	0.0
130°-140°	0.0	0.0
140°-150°	0.0	0.0
150°-160°	0.0	0.0
160°-170°	0.0	0.0
170°-180°	0.0	0.0
0°-90°	14197.0	100.0
0°-180°	14197.0	100.0

**Coefficient of Utilization**



REPORT NUMBER: P200346

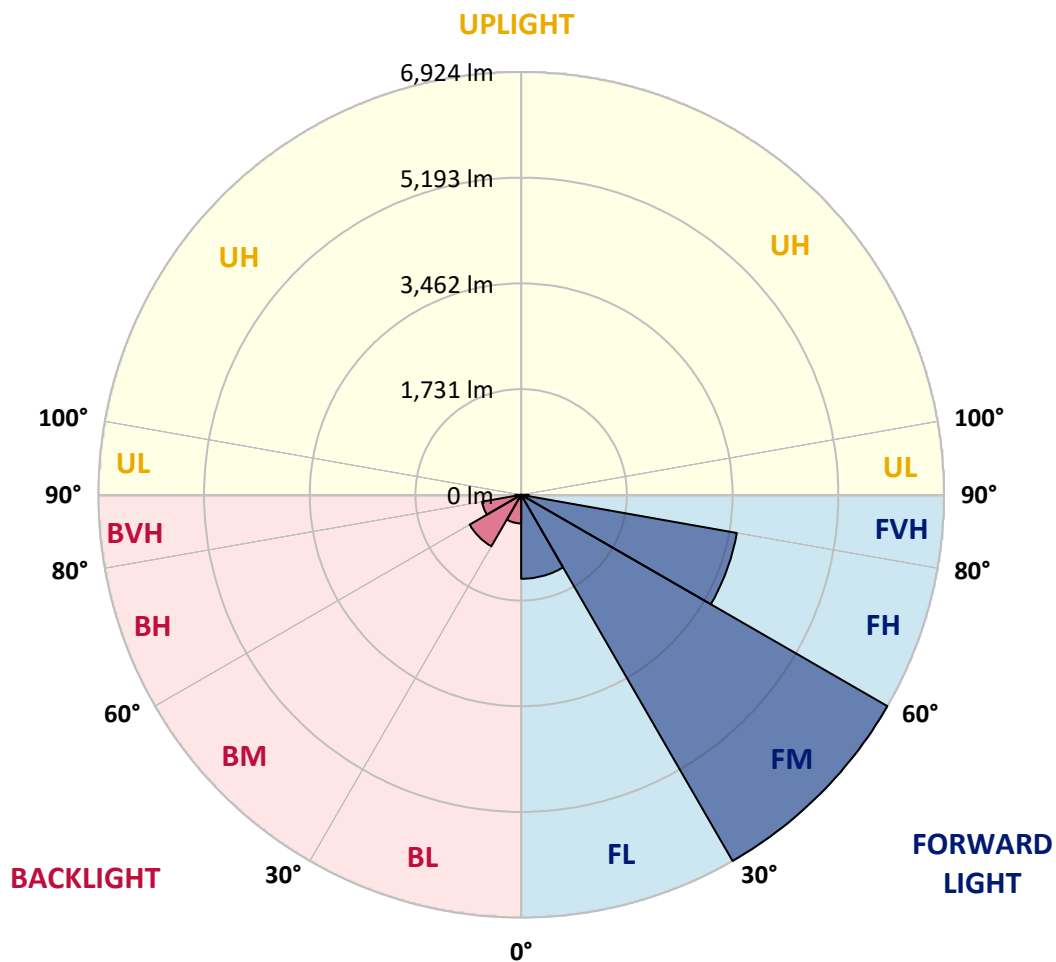
CATALOG NUMBER: GPC-AF-02-LED-E1-T2R-7050-1200

**LUMINAIRE CLASSIFICATION SYSTEM LUMEN TABLE AND BUG RATING:**

Zone		Lumens	% Fixture	Zone Rating/Lumen Limit		
				B	U	G
FL	(0°-30°)	1374.9	9.7			
FM	(30°-60°)	6924.2	48.8			
FH	(60°-80°)	3586.1	25.3			G2/5000
FVH	(80°-90°)	122.9	0.9			G2/225
BL	(0°-30°)	468.1	3.3	B1/500		
BM	(30°-60°)	974.3	6.9	B1/1000		
BH	(60°-80°)	650.7	4.6	B2/1000		G2/1000
BVH	(80°-90°)	95.7	0.7			G1/100
UL	(90°-100°)	0.0	0.0		U0/0	
UH	(100°-180°)	0.0	0.0		U0/0	

**BUG Rating: B2-U0-G2**

Type II Short





REPORT NUMBER: P200346

CATALOG NUMBER: GPC-AF-02-LED-E1-T2R-7050-1200

**CANDELA DISTRIBUTION (FULL):**

	0°	5°	15°	25°	35°	45°	55°	56°	57°	58°	59°
0°	1153.8	1153.8	1153.8	1153.8	1153.8	1153.8	1153.8	1153.8	1153.8	1153.8	1153.8
2.5°	1464.9	1448.8	1452.8	1425.9	1393.0	1350.0	1302.3	1301.6	1302.3	1297.6	1280.1
5°	2031.4	2011.9	2004.5	1944.0	1855.3	1729.0	1591.9	1577.1	1571.1	1555.6	1520.0
7.5°	2444.6	2433.9	2422.5	2376.8	2296.1	2155.0	1970.9	1939.3	1909.1	1901.7	1861.4
10°	2711.4	2708.7	2684.5	2672.4	2622.0	2499.7	2320.3	2290.1	2257.2	2245.7	2203.4
12.5°	2922.4	2921.7	2910.3	2913.7	2870.0	2781.3	2626.7	2599.2	2575.0	2540.1	2509.8
15°	3068.2	3068.9	3085.7	3104.5	3097.8	3038.0	2892.8	2880.7	2859.9	2835.7	2800.1
17.5°	3187.8	3191.2	3208.7	3242.9	3279.9	3275.2	3160.3	3150.2	3132.1	3099.1	3080.3
20°	3458.0	3470.7	3437.1	3437.1	3441.2	3459.3	3404.2	3396.2	3370.6	3353.1	3338.4
22.5°	3914.2	3929.0	3853.1	3775.8	3699.9	3644.8	3589.7	3599.8	3582.3	3570.2	3561.5
25°	4506.9	4518.3	4395.4	4265.0	4110.5	3908.9	3772.5	3766.4	3757.0	3749.6	3745.6
27.5°	5064.7	5069.4	4953.1	4762.3	4582.9	4293.2	3957.9	3950.5	3939.1	3925.0	3912.9
30°	5541.8	5540.4	5420.8	5238.7	5046.5	4726.0	4239.5	4216.6	4183.0	4144.7	4115.2
32.5°	5955.0	5953.0	5822.0	5633.2	5431.6	5154.7	4625.2	4578.2	4525.7	4451.1	4406.1
35°	6280.3	6278.9	6155.3	5958.4	5727.2	5558.6	5067.3	5009.6	4943.0	4842.9	4773.7
37.5°	6403.2	6403.2	6334.0	6199.6	5995.3	5879.8	5558.6	5488.7	5417.4	5303.9	5225.9
40°	6331.3	6332.7	6347.5	6322.6	6223.1	6134.4	6016.8	5975.2	5914.0	5811.9	5730.6
42.5°	6090.1	6097.5	6195.6	6315.9	6365.6	6351.5	6423.4	6404.6	6361.6	6282.9	6218.4
45°	5784.3	5807.2	5914.7	6141.8	6405.2	6539.0	6764.1	6766.1	6758.0	6715.7	6666.0
47.5°	5364.4	5396.6	5538.4	5845.5	6312.5	6721.1	7110.1	7128.3	7145.1	7117.5	7094.7
50°	4806.6	4844.9	5057.3	5464.5	6123.7	6909.9	7764.0	7846.0	7922.6	7913.2	7928.6
52.5°	4209.2	4254.3	4514.3	4967.9	5799.1	6953.6	8181.9	8315.7	8449.4	8558.9	8675.2
55°	3670.3	3646.1	3906.2	4384.0	5265.6	6756.7	8557.6	8718.9	8868.0	9002.4	9140.9
57.5°	2939.9	2979.5	3240.3	3712.7	4559.3	6201.0	8816.3	9052.1	9266.5	9488.9	9685.1
60°	2149.0	2188.6	2471.5	2951.3	3792.6	5358.3	8618.7	8976.2	9319.6	9660.3	9926.4
62.5°	1297.6	1327.1	1576.4	2033.4	2924.4	4359.1	7738.4	8207.5	8712.8	9120.0	9527.9
65°	807.7	824.5	916.6	1167.9	1878.2	3254.4	6322.6	6834.0	7378.3	7895.0	8319.0
67.5°	661.2	667.3	684.1	737.8	1031.5	2122.1	4705.8	5158.7	5649.9	6149.9	6621.6
70°	594.7	590.7	590.7	594.0	661.2	1141.0	3081.0	3376.0	3785.2	4220.0	4651.4
72.5°	536.9	532.9	525.5	515.4	539.6	696.2	1592.6	1815.0	2110.0	2496.4	2909.6
75°	482.5	477.1	468.4	455.6	472.4	525.5	764.7	858.1	1001.9	1207.5	1438.0
77.5°	426.0	419.3	411.2	401.8	423.3	408.6	448.2	481.8	536.9	602.8	689.4
80°	362.2	356.1	353.5	348.8	374.3	311.1	316.5	337.3	369.6	405.2	445.5
82.5°	283.6	283.6	294.3	296.3	324.6	223.8	236.5	254.7	271.5	290.3	309.1
85°	186.8	188.2	224.4	238.6	256.0	150.5	177.4	183.4	196.9	207.6	215.7
87.5°	58.5	63.2	137.1	151.9	147.2	85.3	108.9	111.5	121.0	128.3	135.1
90°	0.0	0.0	0.0	0.0	0.0	0.0	0.0	0.0	0.0	0.0	0.0



REPORT NUMBER: P200346

CATALOG NUMBER: GPC-AF-02-LED-E1-T2R-7050-1200

**CANDELA DISTRIBUTION (continued):**

	60°	61°	62°	63°	64°	65°	66°	67°	68°	69°	70°
0°	1153.8	1153.8	1153.8	1153.8	1153.8	1153.8	1153.8	1153.8	1153.8	1153.8	1153.8
2.5°	1280.1	1272.0	1264.7	1264.0	1258.6	1251.2	1253.9	1242.5	1243.2	1237.1	1230.4
5°	1505.2	1499.8	1473.0	1465.6	1445.4	1432.6	1430.6	1403.8	1400.4	1384.9	1368.1
7.5°	1829.1	1811.6	1774.0	1755.9	1721.6	1696.1	1684.0	1648.4	1630.9	1590.6	1572.4
10°	2168.5	2146.3	2099.9	2074.4	2041.5	2000.5	1978.3	1926.5	1906.4	1869.4	1825.1
12.5°	2482.9	2460.8	2413.1	2393.6	2349.9	2306.2	2282.0	2223.6	2197.4	2138.2	2103.3
15°	2773.9	2751.7	2710.1	2689.9	2646.2	2610.6	2578.4	2520.6	2489.7	2434.6	2388.9
17.5°	3056.1	3032.6	2996.3	2978.2	2935.9	2899.6	2864.6	2810.2	2778.6	2723.5	2682.5
20°	3318.2	3300.7	3274.5	3250.3	3208.0	3175.1	3133.4	3086.4	3040.7	3000.4	2961.4
22.5°	3546.7	3540.0	3511.7	3501.0	3464.7	3436.5	3400.2	3353.8	3320.9	3269.8	3233.5
25°	3743.6	3741.5	3728.1	3724.7	3699.2	3672.3	3664.3	3626.0	3595.7	3550.7	3513.1
27.5°	3912.9	3914.9	3911.6	3921.0	3914.2	3902.1	3902.8	3890.1	3872.6	3835.0	3802.0
30°	4101.1	4090.3	4096.3	4109.8	4113.8	4115.2	4137.3	4144.7	4143.4	4118.5	4102.4
32.5°	4367.2	4341.6	4318.1	4316.1	4329.5	4334.9	4372.5	4392.0	4408.8	4414.9	4417.6
35°	4706.5	4655.4	4606.4	4580.2	4557.3	4563.4	4590.2	4621.8	4658.8	4684.3	4714.6
37.5°	5133.9	5071.4	4984.7	4922.9	4907.4	4873.8	4891.3	4916.2	4952.4	4992.1	5044.5
40°	5652.0	5557.2	5459.8	5377.8	5333.5	5271.6	5271.0	5266.3	5288.4	5325.4	5399.3
42.5°	6150.6	6066.6	5963.1	5877.1	5819.3	5736.6	5719.8	5676.2	5686.2	5718.5	5790.4
45°	6617.6	6548.4	6485.2	6385.8	6336.7	6247.3	6219.1	6167.4	6138.5	6153.3	6225.2
47.5°	7069.8	7025.5	6959.6	6895.1	6857.5	6777.5	6741.2	6704.3	6667.3	6666.0	6741.2
50°	7951.5	7927.9	7850.0	7782.8	7800.9	7702.8	7708.9	7609.4	7654.4	7659.8	7817.7
52.5°	8780.0	8862.0	8919.8	8990.3	9036.0	9044.8	9075.0	9120.0	9174.4	9282.0	9428.5
55°	9254.4	9357.2	9417.0	9470.8	9559.5	9578.3	9628.7	9688.5	9736.2	9857.2	9981.5
57.5°	9818.2	10009.0	10101.8	10187.1	10306.7	10352.4	10436.4	10501.6	10563.4	10706.5	10857.1
60°	10165.6	10398.1	10586.9	10722.0	10871.9	10979.4	11106.4	11208.5	11353.7	11525.0	11749.4
62.5°	9889.4	10230.8	10481.4	10713.3	10916.9	11122.5	11304.6	11495.4	11715.9	11975.2	12323.3
65°	8789.4	9136.8	9566.2	9806.8	10076.2	10393.4	10670.3	10979.4	11279.7	11657.4	12172.1
67.5°	7075.9	7479.7	7962.2	8204.8	8514.6	8868.7	9179.2	9556.8	9907.6	10365.2	11001.5
70°	5100.3	5622.4	6028.3	6281.6	6643.1	7008.0	7307.7	7747.2	8037.5	8506.5	9164.4
72.5°	3229.5	3641.4	4138.7	4457.9	4779.1	5148.7	5455.1	5834.1	6104.9	6532.3	7128.3
75°	1736.4	2040.1	2476.9	2780.0	3124.0	3439.8	3798.7	4052.7	4252.9	4590.9	5074.7
77.5°	813.8	998.6	1219.6	1452.8	1686.0	1929.2	2165.8	2371.4	2457.4	2650.9	2936.5
80°	493.9	553.7	618.2	690.1	787.6	866.2	970.3	1045.6	1051.0	1112.1	1199.5
82.5°	329.9	352.1	371.6	389.7	414.6	434.1	456.3	482.5	493.2	507.3	535.6
85°	225.1	235.9	239.9	251.3	248.6	255.3	264.1	272.8	277.5	276.9	289.6
87.5°	138.4	143.8	146.5	149.2	147.2	144.5	148.5	153.2	154.6	150.5	151.9
90°	0.0	0.0	0.0	0.0	0.0	0.0	0.0	0.0	0.0	0.0	0.0





REPORT NUMBER: P200346

CATALOG NUMBER: GPC-AF-02-LED-E1-T2R-7050-1200

**CANDELA DISTRIBUTION (continued):**

	71°	72°	73°	74°	75°	85°	90°	95°	105°	115°	125°
0°	1153.8	1153.8	1153.8	1153.8	1153.8	1153.8	1153.8	1153.8	1153.8	1153.8	1153.8
2.5°	1231.7	1225.7	1219.6	1215.6	1214.3	1178.6	1163.2	1153.1	1131.6	1114.1	1100.0
5°	1358.7	1346.0	1335.9	1323.8	1317.1	1227.0	1194.1	1171.2	1133.6	1111.4	1091.3
7.5°	1563.0	1527.4	1506.6	1483.0	1462.9	1300.3	1245.8	1210.2	1157.8	1128.2	1105.4
10°	1794.8	1757.9	1725.0	1688.7	1657.1	1397.7	1318.4	1263.3	1194.1	1155.8	1125.6
12.5°	2053.5	2017.3	1975.6	1929.2	1888.9	1521.3	1411.1	1332.5	1237.8	1186.7	1144.4
15°	2359.3	2295.5	2245.1	2191.3	2144.3	1669.2	1519.3	1410.5	1284.1	1214.9	1158.5
17.5°	2643.5	2576.3	2507.8	2460.8	2406.3	1835.2	1628.2	1489.8	1322.4	1233.1	1161.2
20°	2921.1	2847.8	2788.7	2725.5	2668.4	2007.2	1744.4	1559.6	1347.3	1233.7	1144.4
22.5°	3165.7	3120.0	3054.1	2985.6	2927.8	2179.2	1853.3	1618.8	1356.7	1218.3	1114.8
25°	3443.9	3395.5	3314.8	3257.1	3192.5	2354.6	1960.1	1664.5	1351.3	1189.4	1069.1
27.5°	3740.9	3687.1	3604.5	3544.0	3466.0	2536.7	2058.3	1697.4	1331.2	1142.4	1008.0
30°	4050.7	4001.6	3920.3	3859.1	3780.5	2729.6	2167.8	1719.6	1290.9	1077.2	936.7
32.5°	4383.3	4342.3	4261.7	4197.8	4113.8	2938.5	2269.9	1726.3	1229.7	999.9	861.5
35°	4699.1	4670.9	4603.0	4543.2	4455.9	3136.1	2378.1	1722.9	1157.1	915.2	792.9
37.5°	5054.6	5037.8	5004.2	4928.3	4821.4	3404.2	2507.8	1708.8	1068.4	831.2	740.5
40°	5433.6	5434.9	5398.6	5346.9	5247.4	3729.5	2662.4	1681.3	971.7	757.3	692.8
42.5°	5834.7	5855.6	5838.1	5801.1	5705.7	4057.4	2847.2	1647.7	877.6	685.4	645.8
45°	6294.4	6319.9	6346.8	6292.4	6199.6	4490.1	3090.4	1604.0	776.1	625.6	613.5
47.5°	6824.6	6864.9	6889.1	6889.7	6797.0	5026.4	3485.5	1577.8	686.1	585.3	598.1
50°	7943.4	7956.2	8013.3	8112.7	8041.5	6267.5	4175.6	1561.7	624.9	560.4	586.6
52.5°	9555.5	9695.9	9794.7	9788.0	9691.2	7055.7	4556.0	1478.3	588.6	551.0	581.3
55°	10212.0	10387.4	10570.1	10618.5	10543.3	7728.4	4915.5	1395.0	571.2	557.7	583.3
57.5°	11086.9	11382.6	11633.2	11738.7	11629.8	8589.2	5388.6	1351.3	565.8	575.9	596.0
60°	12109.0	12474.5	12803.8	12993.3	12993.3	9578.3	5879.1	1333.2	558.4	602.8	617.5
62.5°	12765.5	13302.4	13799.6	14077.2	14069.1	10267.1	6096.8	1271.4	541.6	621.6	647.1
65°	12768.2	13406.5	14040.2	14352.0	14368.1	10182.4	5737.3	1122.9	510.7	624.3	676.7
67.5°	11703.8	12384.5	13123.0	13471.7	13552.4	9373.4	4966.6	923.3	460.3	597.4	687.4
70°	9884.7	10549.3	11303.3	11646.0	11789.1	7990.4	4000.3	711.6	395.8	538.3	665.3
72.5°	7787.5	8439.3	8964.1	9214.8	9326.3	6107.6	2913.0	537.6	324.6	453.6	605.4
75°	5513.5	6002.7	6281.6	6337.4	6354.8	3681.7	1770.0	399.8	267.4	352.8	511.4
77.5°	3111.9	3321.6	3298.7	3323.6	3116.6	1421.2	770.8	286.3	220.4	268.1	396.5
80°	1214.9	1252.6	1176.6	1153.1	1057.7	528.8	340.0	199.6	176.1	202.9	277.5
82.5°	535.6	553.0	536.9	540.9	517.4	272.8	203.6	144.5	134.4	148.5	184.1
85°	295.0	300.4	299.0	307.8	295.0	108.9	96.8	88.7	94.1	100.8	118.3
87.5°	143.8	145.1	140.4	147.8	143.1	55.1	47.7	50.4	55.1	56.4	56.4
90°	0.0	0.0	0.0	0.0	0.0	0.0	0.0	0.0	0.0	0.0	0.0



REPORT NUMBER: P200346

CATALOG NUMBER: GPC-AF-02-LED-E1-T2R-7050-1200

**CANDELA DISTRIBUTION (continued):**

	135°	145°	155°	165°	175°	180°
0°	1153.8	1153.8	1153.8	1153.8	1153.8	1153.8
2.5°	1089.9	1084.6	1085.2	1083.9	1081.2	1081.2
5°	1080.5	1075.2	1075.2	1073.8	1070.5	1071.1
7.5°	1089.9	1081.2	1077.8	1073.1	1068.4	1068.4
10°	1100.7	1085.2	1075.8	1067.8	1061.7	1061.7
12.5°	1108.8	1084.6	1069.1	1058.4	1052.3	1052.3
15°	1111.4	1079.9	1058.4	1045.6	1040.2	1039.5
17.5°	1102.7	1061.7	1035.5	1020.7	1014.0	1012.0
20°	1075.8	1028.8	997.2	980.4	971.0	967.6
22.5°	1035.5	981.8	944.8	927.3	915.2	913.2
25°	979.1	921.3	885.0	868.2	861.5	859.5
27.5°	913.2	859.5	828.5	817.8	811.7	811.1
30°	850.7	805.0	782.2	774.1	766.7	765.4
32.5°	792.3	763.4	754.6	743.2	725.7	723.7
35°	750.6	747.9	741.9	716.3	694.8	688.8
37.5°	725.1	749.9	719.0	668.6	653.2	651.8
40°	710.3	729.1	676.0	658.5	659.9	658.5
42.5°	676.7	696.2	677.3	669.3	674.7	676.0
45°	643.1	664.6	687.4	682.1	694.8	694.8
47.5°	624.3	656.5	686.8	686.8	705.6	712.3
50°	602.8	649.8	676.0	685.4	700.2	694.8
52.5°	601.4	638.4	660.5	677.3	684.1	678.0
55°	603.4	629.0	645.1	663.9	672.0	672.6
57.5°	606.1	623.6	634.3	643.1	667.3	667.3
60°	612.8	618.9	624.9	629.6	661.2	661.9
62.5°	623.6	614.2	612.8	617.5	657.9	655.2
65°	640.4	607.5	597.4	602.1	654.5	646.4
67.5°	663.2	597.4	577.9	581.3	651.8	634.3
70°	684.1	581.3	553.7	550.3	626.3	595.4
72.5°	686.1	562.4	520.1	510.0	544.3	514.7
75°	652.5	549.7	483.1	453.6	449.6	445.5
77.5°	588.0	542.3	440.1	393.8	385.7	388.4
80°	491.9	514.7	388.4	333.3	377.0	372.3
82.5°	367.6	454.3	329.9	295.0	294.3	260.1
85°	204.3	354.1	268.8	221.1	153.9	149.2
87.5°	57.1	196.9	188.2	125.0	85.3	88.7
90°	0.0	0.0	0.0	0.0	0.0	0.0

(END OF REPORT)